

You have a **basic account**.

To remove the limits of a basic account, including unlimited questions, [upgrade now!](#)

survey title:

Cub Scout Pack 172 - 2007 Survey [Edit Title](#)

[design survey](#)

[collect responses](#)

[analyze results](#)

 **View Summary**

current report: Default Report

 **Browse Responses**

Response Summary

Total Started Survey: 11
Total Completed Survey: 11 (100%)

 **Filter Responses**

 **Download Responses**

 **Share Responses**


Page: Untitled Page

1. How long has your son been a member of Pack 172?

	Response Percent	Response Count
0-6 Months	0.0%	0
6-12 Months <input type="text"/>	18.2%	2
1 Year <input type="text"/>	27.3%	3
2 Years <input type="text"/>	27.3%	3
3 Years <input type="text"/>	18.2%	2
4 Years <input type="text"/>	9.1%	1
5 Years	0.0%	0
answered question		11

skipped question **0**

2. What was the primary reason you wanted your son to join Cub Scouts?




		Response Percent	Response Count
Scoutings Value System	<input type="text"/>	27.3%	3
Outdoor Activities	<input type="text"/>	36.4%	4
Building New Friendships	<input type="text"/>	18.2%	2
Learning New Skills	<input type="text"/>	0.0%	0
 view Other (please specify)	<input type="text"/>	18.2%	2
answered question			11
skipped question			0

3. How did you hear about Pack 172?



		Response Percent	Response Count
School Flyer	<input type="text"/>	54.5%	6
Council recommendation	<input type="text"/>	18.2%	2
Pack website	<input type="text"/>	0.0%	0
Recruited by a scout	<input type="text"/>	9.1%	1
 view Other (please specify)	<input type="text"/>	18.2%	2
answered question			11

<i>skipped question</i>	0
-------------------------	----------

4. In comparison with your son's other activities, what priority do you place on his participation in Cub Scouting?

	Response Percent	Response Count
Highest 	27.3%	3
Above Average 	45.5%	5
Average 	27.3%	3
Below Average	0.0%	0
Lowest	0.0%	0
<i>answered question</i>		11
<i>skipped question</i>		0

5. Would you prefer to have a fixed payment option (approx. \$65) to opt-out of the annual popcorn fundraiser?

	Response Percent	Response Count
Yes 	81.8%	9
No 	18.2%	2
<i>answered question</i>		11
<i>skipped question</i>		0

6. Overall how would you rate the quality of the following 2006-2007 Pack 172 activities?

Excellent	Good	Average	Fair	Poor	Response

						Count
Pack Outings	36.4% (4)	54.5% (6)	9.1% (1)	0.0% (0)	0.0% (0)	11
Pack Meetings	18.2% (2)	36.4% (4)	45.5% (5)	0.0% (0)	0.0% (0)	11
Den Meetings	72.7% (8)	27.3% (3)	0.0% (0)	0.0% (0)	0.0% (0)	11
Den Outings	54.5% (6)	36.4% (4)	9.1% (1)	0.0% (0)	0.0% (0)	11
Pack Campout	36.4% (4)	36.4% (4)	27.3% (3)	0.0% (0)	0.0% (0)	11
					answered question	11
					skipped question	0

7. Please rank (1-10) your sons preference for the following Scouting activities (1 being the best).



	1	2	3	4	5	6	7	8	9	Rating Average	Response Count
Camping	90.9% (10)	0.0% (0)	0.0% (0)	0.0% (0)	0.0% (0)	0.0% (0)	0.0% (0)	0.0% (0)	9.1% (1)	1.73	11
Outdoor activities	45.5% (5)	36.4% (4)	0.0% (0)	9.1% (1)	0.0% (0)	0.0% (0)	0.0% (0)	0.0% (0)	9.1% (1)	2.36	11
Field trips	36.4% (4)	18.2% (2)	9.1% (1)	9.1% (1)	0.0% (0)	18.2% (2)	0.0% (0)	0.0% (0)	9.1% (1)	3.27	11
Derbies	18.2% (2)	18.2% (2)	36.4% (4)	9.1% (1)	18.2% (2)	0.0% (0)	0.0% (0)	0.0% (0)	0.0% (0)	2.91	11
Games	0.0% (0)	9.1% (1)	45.5% (5)	9.1% (1)	27.3% (3)	9.1% (1)	0.0% (0)	0.0% (0)	0.0% (0)	3.82	11
Sporting Events	0.0% (0)	9.1% (1)	9.1% (1)	9.1% (1)	36.4% (4)	0.0% (0)	36.4% (4)	0.0% (0)	0.0% (0)	5.18	11
	0.0%	18.2%	18.2%	0.0%	9.1%	9.1%	18.2%	0.0%	27.3%		

Crafts	(0)	(2)	(2)	(0)	(1)	(1)	(2)	(0)	(3)	5.64	11
Service Projects	0.0% (0)	27.3% (3)	9.1% (1)	0.0% (0)	18.2% (2)	0.0% (0)	0.0% (0)	36.4% (4)	9.1% (1)	5.45	11
Conservation Projects	0.0% (0)	27.3% (3)	9.1% (1)	0.0% (0)	9.1% (1)	9.1% (1)	9.1% (1)	27.3% (3)	9.1% (1)	5.45	11
									<i>answered question</i>		11
									<i>skipped question</i>		0

8. Please rate each of the Pack 172 events you attended this past year:

	Excellent	Very good	Good	Fair	Poor	N/A	Response Count	
Cosmic Bowling	40.0% (4)	20.0% (2)	20.0% (2)	0.0% (0)	0.0% (0)	20.0% (2)	10	
Raingutter Regatta	36.4% (4)	27.3% (3)	18.2% (2)	0.0% (0)	0.0% (0)	18.2% (2)	11	
Annual Picnic \ Pool Party	45.5% (5)	9.1% (1)	27.3% (3)	0.0% (0)	0.0% (0)	18.2% (2)	11	
UFO Rocketeers	18.2% (2)	27.3% (3)	27.3% (3)	0.0% (0)	0.0% (0)	27.3% (3)	11	
Bike Odyssey @ McAllister	0.0% (0)	20.0% (2)	30.0% (3)	0.0% (0)	0.0% (0)	50.0% (5)	10	
Tents and Trails Family Campout	18.2% (2)	27.3% (3)	27.3% (3)	0.0% (0)	0.0% (0)	27.3% (3)	11	
Fire Hydrant Painting	9.1% (1)	18.2% (2)	27.3% (3)	0.0% (0)	0.0% (0)	45.5% (5)	11	
Pinewood Derby	18.2% (2)	54.5% (6)	27.3% (3)	0.0% (0)	0.0% (0)	0.0% (0)	11	
Goodwill/Goodturn	0.0% (0)	30.0% (3)	20.0% (2)	0.0% (0)	0.0% (0)	50.0% (5)	10	
USS Lexington	10.0% (1)	20.0% (2)	10.0% (1)	0.0% (0)	0.0% (0)	60.0% (6)	10	
Cubmobile Derby	63.6% (7)	18.2% (2)	9.1% (1)	0.0% (0)	0.0% (0)	9.1% (1)	11	
							<i>answered question</i>	11

skipped question **0**



[Terms of Use](#) [Privacy Statement](#) [Opt Out/Opt In](#) [Contact Us](#)

Copyright ©1999-2008 SurveyMonkey.com. All Rights Reserved. No portion of this site may be copied without the express written consent of SurveyMonkey.com. 37